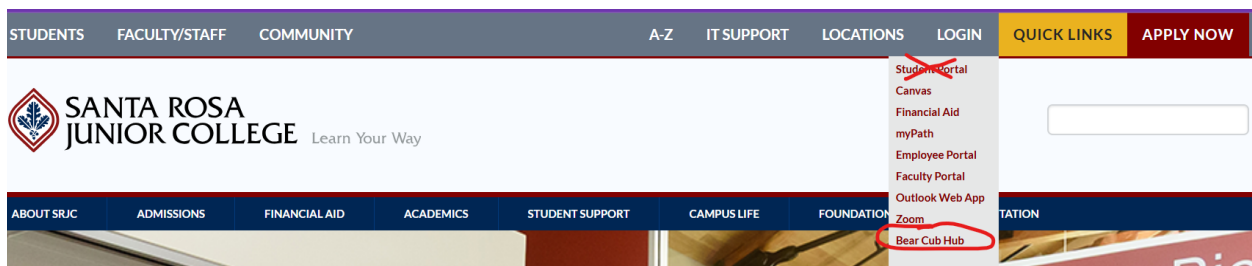





**Bear Cub Hub is live on April 1.
Use your new Student ID to access the Bear Cub Hub.
LEARN MORE AT SIS.SANTAROSA.EDU**

- When logging into the new Bear Cub Hub, do not select student portal. Instead, select Bear Cub Hub at the bottom of the drop-down menu.



- Log in using your new student ID number that starts with an “S” (Example: S00XXXXXX) as well as your previous password that was used to log into the student portal.
* Please Note: Your previous student ID number that starts with an “8” is no longer valid.

SRJC Login Portal



**SANTA ROSA
JUNIOR COLLEGE**

Username

SRJC Student ID (Example: SXXXXXXX) or
Faculty/Staff Username (Example: jdoe)

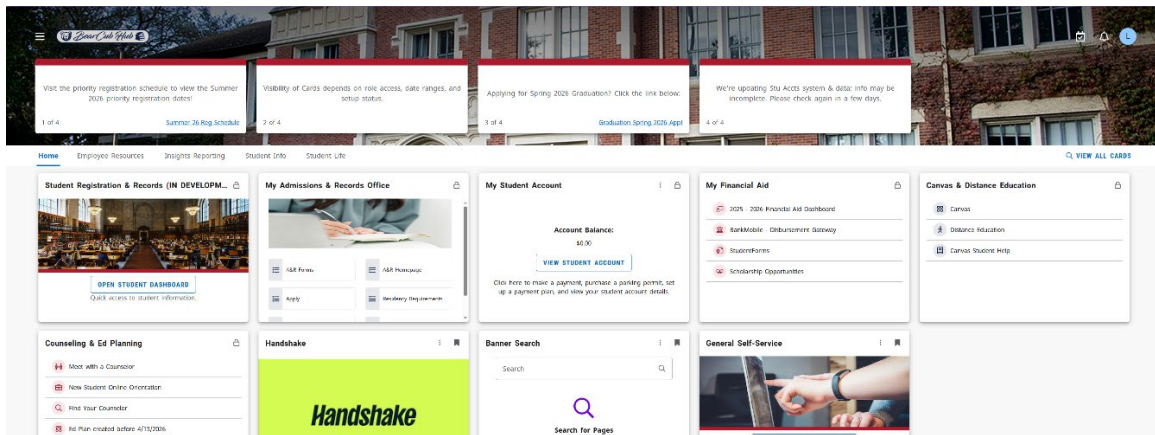
Password

Login

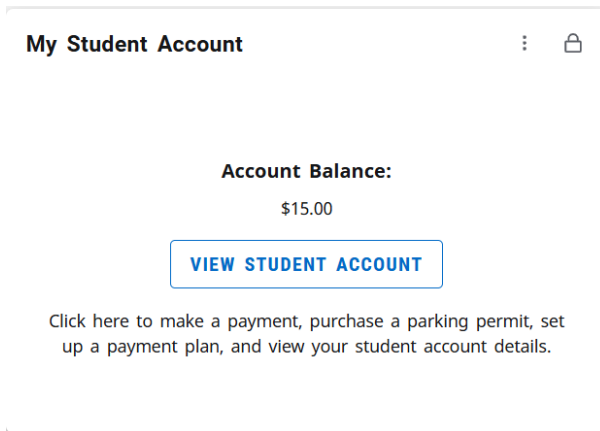
Set Password **Forgot Password?**

[Login Help](#)

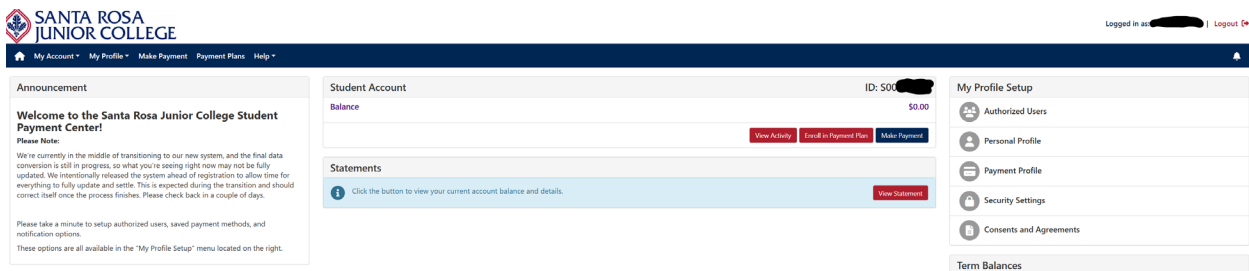
- This is the Bear Cub Hub! Through here you are able to view and register for classes and make payments towards your fees.



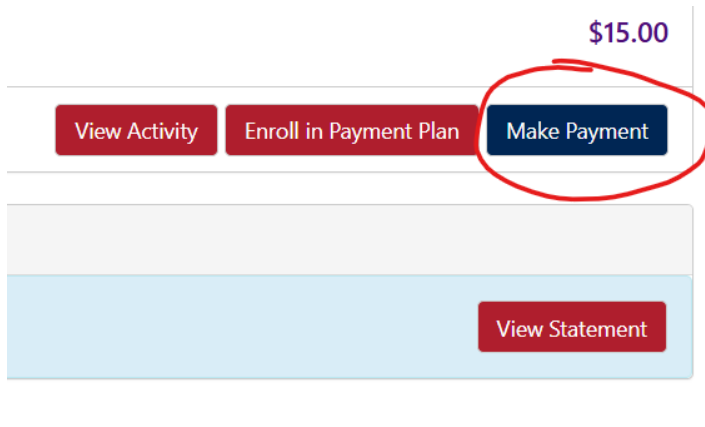
- To pay your fees, you will click on the “My Student Account” card which will then take you to the payment center.



- This is the payment center home where you are able to view your balance as well as view your statements.



- To make a payment on your account, click on the “Make Payment” button



- To select the amount, you would like to pay, you can change the denomination in this box the click “Add”



My Account My Profile Make Payment Payment Plans Help

Account Payment

Amount Method Confirmation Receipt

Payment Date: 4/15/26

Pay by Term

Enter payment amount and click 'Add' to include in the payment total.

Spring 2026 | \$15.00

\$ 15.00 Add

Additional Items

The items listed below can be added to your payment as purchases. If an item allows you to 'Pay Later', its charges will be added to your account

X26MP - Student Account	<input checked="" type="radio"/> Pay now <input type="radio"/> Pay later	\$5.00	- 0 +	\$0.00
Summer 2026 Motorcycle Permit				
Summer 2026 Motorcycle Permits will be mailed out beginning June 1st. On and after June 1st Parking Permits will be mailed out within 2 business days upon payment, to the address listed on the student account.				
X26PP - Student Account	<input checked="" type="radio"/> Pay now <input type="radio"/> Pay later	\$30.00	- 0 +	\$0.00
Summer 2026 Parking Permit				


- Once you have added the fee to your account you will click “Continue”

(Student Account)	\$15.00
Additional Item Total	\$0.00
Payment Total	\$15.00



- This is where you will select a payment method. Please note, you can save payment methods to your account for faster check outs under “Saved Payment Method” or you can select “Credit or Debit Card” to enter a new card.

Account Payment



* Indicates required information

Amount: \$15.00

Select Payment Method:*

Select Method

Select Method

Credit Card

Credit or Debit Card

Saved Payment Methods

United CC

Back Cancel **Continue**

Debit and Credit Card - We accept the following:

- If you select to pay with a new card, you will be brought to this screen to enter the card details.

Account Payment

Amount: \$15.00 * Indicates required information

Select Payment Method:* Credit or Debit Card

Account Information

* Indicates required fields

*Card number:

[Back](#) [Cancel](#) [Continue](#)

Debit and Credit Card - We accept the following credit and debit cards.



- Once you click “Continue”, you will be required to input the billing information associated with that card. This is also where you can elect to save this card on file to use for future payments.

Amount: \$15.00 * Indicates required information

Select Payment Method:* Credit or Debit Card

Account Information

* Indicates required fields

*Card account number: xxxxxxxxxxxx

*Name on card:

*Card expiration date: 04 2027

*Card Verification Value: [\(View example\)](#)

Cardholder Billing Information

*Country: UNITED STATES

*Billing address:

Billing address line two:

*City:

*State: Select State

* Postal Code:

Option to Save

Save this payment method for future use

Save payment method as: (example My CreditCard)

[Back](#) [Cancel](#) [Continue](#)

- Once all card information has been added, you can click “Continue” again and it will take you to the final step. This is where it is very important that you select “Submit Payment” at the bottom right of the screen and not the “Change Amount” button as it will take you back to the start of the transaction.

Account Payment

Amount Method Confirmation Receipt

Please review the transaction details, then submit your payment.

Payment Information		
Payment Date		4/15/26
Term	Account	Amount
Spring 2026	Student Account	\$15.00
Total Payment Amount		\$15.00

~~Change Amount~~

Business Correspondence Address	
SANTA ROSA JR COLLEGE 1501 MENDOCINO AVE SANTA ROSA, CA 95401 UNITED STATES	

Confirmation Email	
[REDACTED]@bearcubs.santarosa.edu	

Selected Payment Method	
Account:	VISA [REDACTED]
Expiration Date:	[REDACTED]
Name on card:	[REDACTED]
Billing Address:	[REDACTED]

~~Change Payment Method~~

Back Cancel **Submit Payment**

- Once you have completed the payment, you will be emailed a receipt automatically to your Bear Cubs email address and you will also have the option to print the receipt.

Account Payment



Your payment in the amount of \$15.00 was successful. A confirmation email was sent to [REDACTED]@bearcubs.santarosa.edu. Please print this page for your records. To view all payments, go to My Account > Payment History.

Payment date:	4/15/26	Paid to:	Santa Rosa Junior College 1501 Mendocino Ave Santa Rosa, CA 95401 UNITED STATES
Amount paid:	\$15.00	Web address:	https://secure.touchnet.net/C20770_tsa/web
Transaction type:	Purchase	Payment method:	VISA - 4XXXXXXXXX [REDACTED] <small>Card not present for this transaction.</small>
Student name:	[REDACTED]	Name on card:	[REDACTED]

Print

- If you need to print additional copies, or access previous receipts, you can do so by clicking the “My Account” then the “Payment History” buttons on the Payment Center home screen.

SANTA ROSA JUNIOR COLLEGE

My Account ▾ My Profile ▾ Make Payment Payment Plans Help ▾

Account Activity
Statements
Payment History
Consents and Agreements

Payment Center!

Please Note:

We're currently in the middle of transitioning to our new system, and the final data conversion is still in progress, so what you're seeing right now may not be fully updated. We intentionally released the system ahead of registration to allow time for everything to fully update and settle. This is expected during the transition and should correct itself once the process finishes. Please check back in a couple of days.

Please take a minute to setup authorized users, saved payment methods, and notification options.

These options are all available in the "My Profile Setup" menu located on the right.

- Select the “Payments in This System” tab

Payment History

[All Payments](#)
[Payments in this System](#)

Payer:
 Payment type:

Date:

[View Report](#)

- Then Click “View Reports” and it will take you to the drop-down of payments you have made in this system.

Payment History

[All Payments](#)
[Payments in this System](#)

Payer:
 Payment type:

Date:

[View Report](#)

Payment History for [REDACTED] (Student Account)

Show entries Search:

Payer Name	Date	Time	Type	Reference #	Personal Note	Amount(\$)	Receipt
[REDACTED]	4/15/26	9:41:03 AM	Credit Card	2026 [REDACTED]		15.00	

Receipt



- After clicking on the red icon and option to view or print the receipt will appear. This is where you will get a copy of the original receipt.

Payment History for [REDACTED] (Student Account)

Show entries Search:

Payer Name	Date	Time	Type	Reference #	Personal Note	Amount(\$)	Receipt
[REDACTED]	4/15/26	9:41:03 AM	Credit Card	2026 [REDACTED]		15.00	
[REDACTED]	3/25/26	11:32:16 AM	Credit Card	2026 [REDACTED]			<div style="border: 1px solid gray; padding: 2px;"> View Print </div>